



INSTALLATION INSTRUCTIONS

PART No. 30493

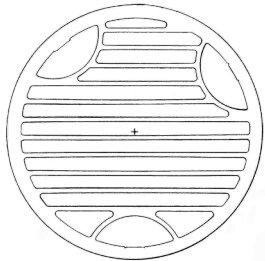
MODEL No.

Billet Style Light Kit Set

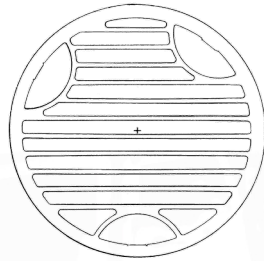
Instructions:

Put Headlight Cover in place with top notched hole as shown, mount using screws provided.

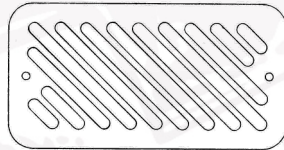
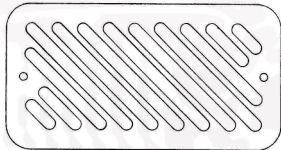
Parking Light Covers: Start both screws and tighten going back and forth tightening screws evenly until snug otherwise you could bend the cover. Rubber washers are optional but provided for you as a spacer between lens and cover.



Passenger Side



Driver Side



INSTALLATION INSTRUCTIONS

PART No. 30493

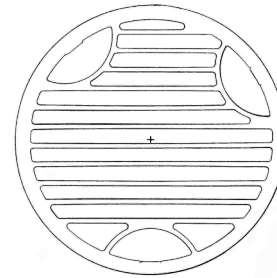
MODEL No.

Billet Style Light Kit Set

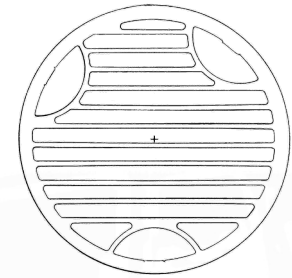
Instructions:

Put Headlight Cover in place with top notched hole as shown, mount using screws provided.

Parking Light Covers: Start both screws and tighten going back and forth tightening screws evenly until snug otherwise you could bend the cover. Rubber washers are optional but provided for you as a spacer between lens and cover.



Passenger Side



Driver Side

